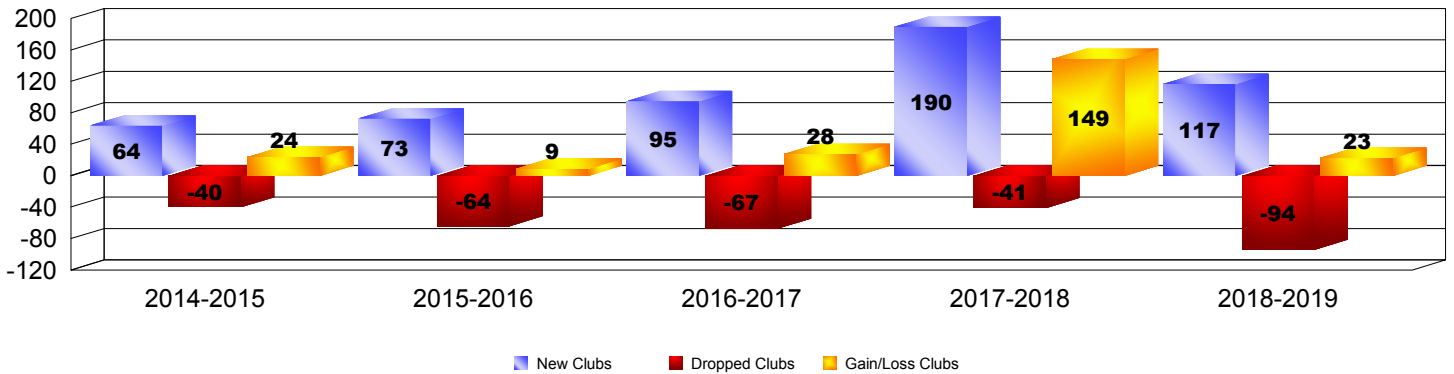
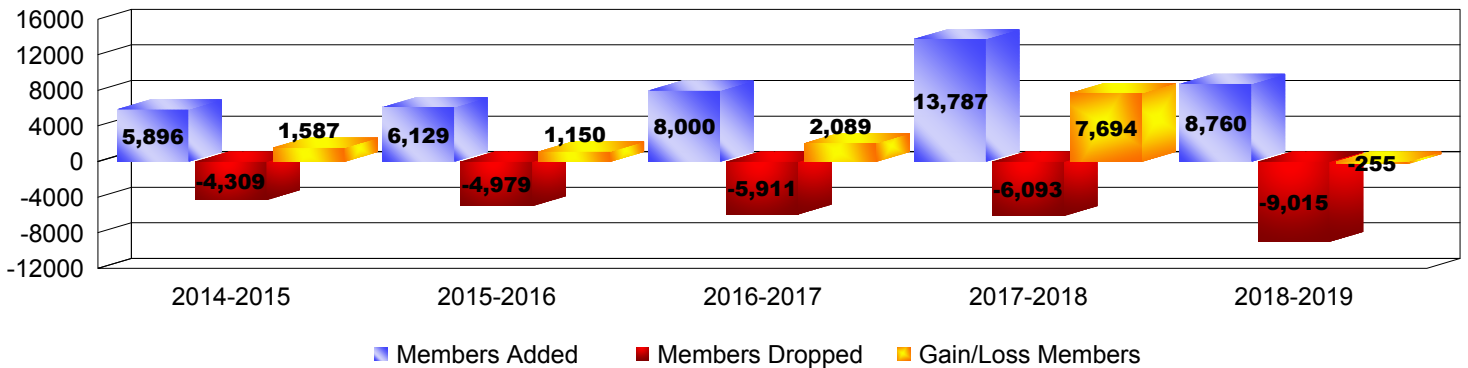


Year	New Clubs	Dropped Clubs	Gain/Loss Clubs	New Members	Charter Members	Reinstate Members	Transfer Members	Total Member Added	Total Members Dropped	Gain/Loss Members
2014-2015	64	-40	24	3363	2032	303	198	5896	-4309	1587
2015-2016	73	-64	9	3517	2087	440	85	6129	-4979	1150
2016-2017	95	-67	28	4874	2570	416	140	8000	-5911	2089
2017-2018	190	-41	149	8245	4858	611	73	13787	-6093	7694
2018-2019	117	-94	23	4699	3251	485	325	8760	-9015	-255
Average	108	-61	47	4940	2960	451	164	8514	-6061	2453

Clubs




Members



Membership Composition

June 2019 Cumulative



Gender Comparison

June 2019 Cumulative

